



About the Building

- Oakridge Towers is a purpose built block of flats constructed of brick, block and re-enforced concrete.
- There is no cladding fitted to the building.
- The building has 13 floors, no basement and consists of 48 self-contained flats with 4 flats on each floor except for the 13th floor where the telecoms and plant rooms are located. The ground floor has a laundry room, a hair salon, and a communal lounge and kitchen.
- The building has a protected staircase, 1 passenger lift and 1 fire fighting lift.
- Accommodation is classed as general needs specifically for the over 55 age group . There are no care providers on site and the building is not staffed.







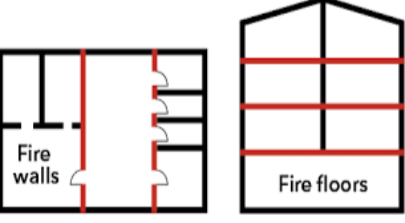


IMPORTANT - the following information and guidance should be read







STAY PUT within each flat and SIMILTANEOUS EVACUATION from communal areas

<p>If there's a fire in your own home</p>	<ul style="list-style-type: none"> ● Quickly get out of the room where the fire is and close the door behind you ● Call the fire service on 999 immediately ● Tell everyone in your home that there's a fire and to get out ● DO NOT stop to get any of your things, and shut the front door firmly behind you ● DO NOT try and put the fire out yourself ● DO NOT use the lift to get out of the building ● Wait outside away from the building in a safe place ● Do not re-enter the building until informed to do so by the Fire Authority
<p>If you see or hear a fire when you are in a common area of the building</p>	<ul style="list-style-type: none"> ● Use the manual call point to sound the fire alarm ● Leave by the nearest available exit ● Call the fire service on 999 immediately ● Wait outside, away from the building or at the dedicated fire evacuation point
<p>If you have a health issue and need help to get out of the building</p>	<p>If you or members of your household need support to evacuate please contact 0800 652 0898 or email us at: firesafety@vividhomes.co.uk</p>
<p>Things you NEED to know or need to DO now</p>	<ul style="list-style-type: none"> ● Ensure everyone in your home knows what to do and how to evacuate the building in the event of a fire. ● Keep communal areas clear. ● Get in touch if you spot any fire safety issues, such as faulty lights or fire doors or if there are items being stored in communal areas. If you think - at any time - that any fire safety equipment in any homes or blocks might have been tampered with, let us know straight away by calling 652 089. ● Read any information we send you on fire safety and make yourself aware of the fire safety notices present in your block and share these with other household members. ● Regularly test your smoke alarm.

Some general fire safety advice	<ul style="list-style-type: none"> Your home is fitted with a smoke detector – you should check the smoke detector every week to make sure the unit operates and sounds correctly. DO NOT at any time disconnect it – it could save your life. Please let us know today if you have trouble hearing and need a special detector. You can also contact your local authority who may be able to arrange one for you. More tips to help keep you safe from fire can be found on the Fire & Rescue website
--	--

Fire safety features in your building

Fire Action Notice	The Fire Action Notice is to make sure that anyone living, working in or visiting your building knows what to do in the event of a fire.	
Fire alarm system	The alarm system has detectors installed throughout the building along the escape routes in the hallways, stairwells and communal areas. The alarm is linked directly to the Fire and Rescue Service. The flats have heat and smoke detectors fitted and are linked to a remote monitoring centre.	
Manual call points	Manual call points are the red boxes with a clear front located in the communal areas/hallways. These call points can be activated by anyone if a fire is discovered to sound the alarm. To sound the alarm, raise the clear panel and press the button. Leave the building immediately. Call the Fire Service only once you are in a safe place by dialing 999 and asking for FIRE.	
Signage	Fire signs help people leave the building safely in an emergency. Directional arrows or a running figure with the words 'fire exit' direct people safely along the escape route out of the building.	
Fire doors	Fire doors are designed to slow the spread of fire and to prevent dangerous smoke from entering other areas of the block. Each flat has a fire door installed where the flat exits into the communal area (for example your front door), this will help to slow a fire and keep it contained.	
Fire door closers	Fire door closers are an important part of fire doors (including your flat front door). The closers ensure compartmentation by closing the fire door automatically in the event of a fire. Removal of these can cause serious injury and can lead to fire and smoke escaping and affecting the escape route for yourself and others.	
Compartmentation	All buildings have been designed to keep fires contained in a single area as long as possible. This is known as compartmentation. A compartment is a room or area with a fire rated door and fire insulating materials in the walls and ceiling spaces. Drilling holes into walls and ceilings can damage the effectiveness of fire compartmentation. Compartmentation protects the rest of the building and the people who live there.	
Emergency lighting	These lights will come on if mains power fails to help you see the way out of the building in an emergency.	
Manual opening vent (MOV)	A manual vent can be a window or a roof light, these should be opened by the fire brigade to disperse smoke and fumes to help them get around the building and help an evacuation.	

<p>Dry riser</p>	<p>A dry riser is a length of pipe that reaches each floor of your block. This ensures that no matter where a fire occurs, the fire service can attach to a pressurised water source to allow them to feed water to each floor for use with their fire fighting equipment to combat the fire.</p>	
<p>CCTV system</p>	<p>CCTV is installed for your security. It keeps a record of who comes into the building.</p>	
<p>Lightning protection</p>	<p>A lightning strike can cause lots of damage and start fires. The Lightning protection comes in the form of a lightning conductor, usually a metal rod, fitted on a building to protect it from lightning strikes. The system will divert a lightning strike to the lightning rod down through a wire allowing it to pass to the ground safely.</p>	
<p>Property Information Box</p>	<p>A Property Information Box is fitted at the entrance of the building. This holds important information about the building and the people who need support to evacuate. It is used in the event of an emergency by the fire service.</p>	
<p>EICR (Electrical Installation Condition Report)</p>	<p>An Electrical Installation Condition Report (EICR), is a report of the condition of the fixed electrical wiring for the building. A qualified electrician will test the wiring to ensure occupants are safe from an electrical shocks and/or fires.</p>	
<p>Access for Emergency Services</p>	<p>Some of our buildings have an 'Access for Emergency Services' area. It is important to keep clear access for emergency services at all times to enable a quick and effective response. Fire appliances are generally larger than vehicles used by other emergency services. Parking in these areas can result in a delayed response to often life-threatening situations. This can have a direct impact on the safety of you, your family and the protection of your property.</p>	

If you have any questions, please contact us on: 0800 652 0898 or email us at: firesafety@vividhomes.co.uk

You can find more tips to help keep you safe from fire at: www.hantsfire.gov.uk