



About the Building

- Collins Place is a purpose built block of flats constructed of brick, block and re-enforced concrete
- The building is cladded with Rock Panel Boards, these are being removed and replaced with a non-combustible materials
- The building has 9 floors, no basement and consists of 72 self-contained flats
- The building has 2 protected staircases and 2 passenger lifts
- Accommodation is classed as general needs

Works to improve fire safety

The following works will be carried out to improve the fire safety of your building:

<p>Cladding removal/replacement</p>	<p>In April 2021 work commenced to remove the cladding, brickwork and insulation. It will be replaced with non-combustible materials. The works are scheduled to be completed in March 2023. We're continuing to keep you regularly informed of the progress of these works. However, if you have any questions please contact us at: FireSafety@vividhomes.co.uk</p>
<p>Fire doors</p>	<p>A fire door inspection carried out by our contractor identified that they do not meet the current standards. The work to replace the communal fire doors was completed in 2021. Remedial (corrective) work to the flat doors commenced in March 2022. If your flat door has not been inspected or remedial works arranged please contact us at: FireSafety@vividhomes.co.uk</p>
<p>Compartmentation</p>	<p>An inspection of the building identified breaches in the fire compartmentation in the communal areas on all floors. Work to correct this was completed in 2020.</p>

IMPORTANT - the following information and guidance should be read







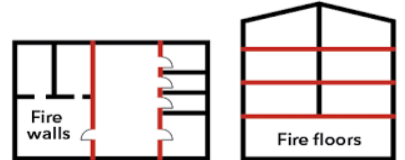
Simultaneous Evacuation








A Fire Risk Assessment has been carried out and recommends a 'SIMULTANEOUS EVACUATION' Policy

<p>If there's a fire in your own home</p>	<ul style="list-style-type: none"> • Quickly get out of the room where the fire is and close the door behind you • Call the Fire Service on 999 IMMEDIATELY • Tell everyone in your home that there is a fire and to get out too • DO NOT stop to get any of your things, and shut the front door firmly behind you • DO NOT try and put the fire out yourself • DO NOT use the lift • Use the manual call point to sound the fire alarm • Wait outside, away from the building in a safe place
<p>If there's a fire elsewhere in the building (including in someone else's flat) or if you hear the fire alarm</p>	<ul style="list-style-type: none"> • Leave the building immediately • Remember, when you dial 999 you need to ask for FIRE • When the operator answers give the address of where the fire is • DO NOT HANG UP until the address is repeated back to you and confirmed
<p>If you have a health issue and need help to get out of the building</p>	<p>If you or members of your household need support to evacuate please contact 0800 652 0898 or email us at: firesafety@vividhomes.co.uk</p>

<p>Things you NEED to know or need to DO now</p>	<ul style="list-style-type: none"> • Ensure everyone in your home knows what to do and how to evacuate the building in the event of a fire. • Keep communal areas clear. • Get in touch if you spot any fire safety issues, such as faulty lights or fire doors or if there are items being stored in communal areas. If you think - at any time - that any fire safety equipment in any homes or blocks might have been tampered with, let us straight away by calling 0800 652 089. • Read any information we send you on fire safety and make yourself aware of the fire safety notices present in your block and share these with other household members. • Regularly test your smoke alarm.
<p>Some general fire safety advice</p>	<p>You home is fitted with a smoke detector. You should check the smoke detector every week to make sure the battery is still working. DO NOT at any time disconnect it – it could save your life.</p> <p>Please let us know today, if you have trouble hearing and need a special detector. You can also contact adult services who can get one for you.</p> <p>More tips to help keep you safe from fire can be found at: www.hantsfire.gov.uk</p>

Fire safety features in your building

<p>Fire Notices</p>	<p>The Fire Action Notice is to make sure that anyone living, working in or visiting your building knows what to do if they discover a fire.</p>	
<p>Manual Call Points</p>	<p>Manual call points are the red boxes with a clear front located in the communal areas/hallways. These call points can be activated by anyone if a fire is discovered to sound the alarm. To sound the alarm, raise the clear panel and press the button. Leave the building immediately. Call the Fire Service only once you are in a safe place by dialing 999 and asking for FIRE.</p>	
<p>Fire alarm system</p>	<p><i>A temporary Alarm System has been installed until the removal and the replacement of the cladding work is completed.</i></p> <p>A fire detection system sounds an alarm throughout the building when a fire starts. Do not ignore it. Its time to do what you have practiced. Make sure everyone in your home knows that the alarm is sounding and leave the building by the nearest safe exit.</p>	
<p>Signage</p>	<p>Fire signs help people leave the building safely in an emergency. Directional arrows or a running figure with the words 'fire exit' direct people safely along the escape route out of the building.</p>	
<p>Fire doors</p>	<p>Fire doors are designed to slow the spread of fire and to prevent dangerous smoke from entering other areas of the block. Each flat has a fire door installed where the flat exits into the communal area (for example your front door), this will help to slow a fire and keep it contained.</p>	
<p>Fire door closers</p>	<p>Fire door closers are an important part of fire doors (including your flat front door). The closers ensure compartmentation by closing the fire door automatically in the event of a fire. Removal of these can cause serious injury and can lead to fire and smoke escaping and affecting the escape route for yourself and others.</p>	
<p>Compartmentation</p>	<p>All buildings have been designed to keep fires contained in a single area as long as possible. This is known as compartmentation. A compartment is a room or area with a fire rated door and fire insulating materials in the walls and ceiling spaces. Drilling holes into walls and ceilings can damage the effectiveness of fire compartmentation. Compartmentation protects the rest of the building and the people who live there.</p>	

Emergency lighting	<p>These lights will come on if mains power fails to help you see the way out of the building in an emergency.</p>	
Automatic opening vent (AOV)	<p>An AOV is an automated ventilation system designed to allow smoke and toxic gases on individual floors to escape in the event of a fire. The fire brigade can activate these from call points if required.</p>	
Dry riser	<p>A dry riser is a length of pipe that reaches each floor of your block. This ensures that no matter where a fire occurs, the fire service can attach to a pressurised water source to allow them to feed water to each floor for use with their fire fighting equipment to combat the fire.</p>	
CCTV system	<p>CCTV is installed for your security. It keeps a record of who comes into the building.</p>	
Lightning protection	<p>A lightning strike can cause lots of damage and start fires. The Lightning protection comes in the form of a lightning conductor, usually a metal rod, fitted on a building to protect it from lightning strikes. The system will divert a lightning strike to the lightning rod down through a wire allowing it to pass to the ground safely.</p>	
Property Information Box	<p>A Premises Information Box is fitted at the entrance of the building. This holds important information about the building and the people who need support to evacuate. It is used in the event of an emergency by the fire service.</p>	
EICR (Electrical Installation Condition Report)	<p>An Electrical Installation Condition Report (EICR), is a report of the condition of the fixed electrical wiring for the building. A qualified electrician will test the wiring to ensure occupants are safe from an electrical shocks and/or fires.</p>	

If you have any questions, please contact us on: 0800 652 0898 or email us at: firesafety@vividhomes.co.uk

You can find more tips to help keep you safe from fire at: www.hantsfire.gov.uk