



About the Building

- Bernie Tunstall Place is a grade 2 listed building converted into self-contained flats.
- It is constructed of concrete, flint, sandstone and has a pitched tiled roof. The roof and staircases are fitted with Velux windows throughout.
- There is no cladding fitted to the building.
- The building consists of 25 self contained flats (No number 13) over 8 split levels and has a basement.
- It has 3 protected staircases and 1 passenger lift.
- Accommodation is classed as general needs.







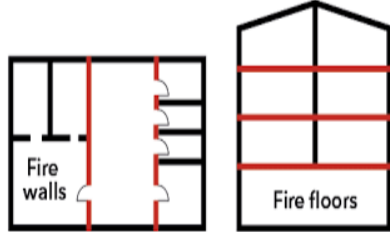



IMPORTANT - the following information and guidance should be read




STAY PUT

A Fire Risk Assessment has been carried out and recommends a 'STAY PUT' Policy

<p>If there's a fire in your own home</p>	<ul style="list-style-type: none"> ● Quickly get out of the room where the fire is and close the door behind you ● Call the fire service on 999 IMMEDIATELY ● Tell everyone in your home that there's a fire and to get out ● DO NOT stop to get any of your things, and shut the front door firmly behind you ● DO NOT try and put the fire out yourself ● DO NOT use the lift to get out of the building ● Wait outside away from the building in a safe place ● Do not re-enter the building until informed to do so by the Fire Authority
<p>If you see a fire when you are in a common area of the building</p>	<ul style="list-style-type: none"> ● Leave by the nearest available exit ● Call the fire service on 999 immediately ● Wait outside, away from the building
<p>Things you NEED to know or need to DO now</p>	<ul style="list-style-type: none"> ● Ensure everyone in your home knows what to do and how to evacuate the building in the event of a fire. ● Keep communal areas clear. ● Get in touch if you spot any fire safety issues, such as faulty lights or fire doors or if there are items being stored in communal areas. If you think - at any time - that any fire safety equipment in any homes or blocks might have been tampered with, let us know straight away by calling 0800 652 089. ● Read any information we send you on fire safety and make yourself aware of the fire safety notices present in your block and share these with other household members. ● Regularly test your smoke alarm.
<p>If you have a health issue and need help to get out of the building</p>	<p>If you or members of your household need support to evacuate please contact 0800 652 0898 or email us at: firesafety@vividhomes.co.uk</p>
<p>Some general fire safety advice</p>	<ul style="list-style-type: none"> ● Your home is fitted with a smoke detector – you should check the smoke detector every week to make sure the unit operates and sounds correctly. DO NOT at any time disconnect it – it could save your life. ● Please let us know today if you have trouble hearing and need a special detector. You can also contact your local authority who may be able to arrange one for you. ● More tips to help keep you safe from fire can be found on the Fire & Rescue website

Fire safety features in your building

<p>Fire Action Notice</p>	<p>The Fire Action Notice is to make sure that anyone living, working in or visiting your building knows what to do in the event of a fire.</p>	
<p>Fire alarm system</p>	<p>The Fire Alarm system fitted provides early warning of a fire to minimise the time taken from start of a fire to detection and the subsequent attendance by the fire service to minimising loss to the property.</p>	
<p>Manual call points</p>	<p>Manual call points are located in communal areas/hallways. These call points can be activated by anyone if a fire is discovered and the alarm not already sounded.</p>	
<p>Signage</p>	<p>Fire signs help people leave the building safely in an emergency. Directional arrows or a running figure with the words 'fire exit' direct people safely along the escape route out of the building.</p>	
<p>Fire doors</p>	<p>Fire doors are designed to slow the spread of fire and to prevent dangerous smoke from entering other areas of the block. Each flat has a fire door installed where the flat exits into the communal area (for example your front door), this will help to slow a fire and keep it contained.</p>	
<p>Fire door closers</p>	<p>Fire door closers are an important part of fire doors (including your flat front door). The closers ensure compartmentation by closing the fire door automatically in the event of a fire. Removal of these can cause serious injury and can lead to fire and smoke escaping and affecting the escape route for yourself and others.</p>	
<p>Compartmentation</p>	<p>All buildings have been designed to keep fires contained in a single area as long as possible. This is known as compartmentation. A compartment is a room or area with a fire rated door and fire insulating materials in the walls and ceiling spaces. Drilling holes into walls and ceilings can damage the effectiveness of fire compartmentation. Compartmentation protects the rest of the building and the people who live there.</p>	
<p>Emergency lighting</p>	<p>These lights will come on if mains power fails to help you see the way out of the building in an emergency.</p>	
<p>Automatic opening vent (AOV)</p>	<p>An AOV is an automated ventilation system designed to allow smoke and toxic gases on individual floors to escape in the event of a fire. The fire brigade can activate these from call points if required.</p>	
<p>Dry riser</p>	<p>A dry riser is a length of pipe that reaches each floor of your block. This ensures that no matter where a fire occurs, the fire service can attach to a pressurised water source to allow them to feed water to each floor for use with their fire fighting equipment to combat the fire.</p>	

<p>Lightning protection</p>	<p>A lightning strike can cause lots of damage and start fires. The Lightning protection comes in the form of a lightning conductor, usually a metal rod, fitted on a building to protect it from lightning strikes. The system will divert a lightning strike to the lightning rod and into a wire allowing it to pass to the ground safely.</p>	
<p>Property Information Box</p>	<p>A Property Information Box is fitted inside the entrance of the building. This holds important information about the building and the people who need support to evacuate. It is used in the event of an emergency by the fire service.</p>	
<p>EICR (Electrical Installation Condition Report)</p>	<p>An Electrical Installation Condition Report (EICR), is a report of the condition of the fixed electrical wiring for the building. A qualified electrician will test the wiring to ensure occupants are safe from an electrical shocks and/or fires.</p>	

If you have any questions, please contact us on: 0800 652 0898 or email us at: firesafety@vividhomes.co.uk

You can find more tips to help keep you safe from fire at: www.hantsfire.gov.uk